



Hawaii Community College

Admissions

Welina Mai! Aloha, and
welcome to HawaiiCC





- Open-door policy
 - Open to any high school graduate or person 18 years of age or older
- We will provide you with a general overview of the admissions process and next steps

A white stone sign for Palamanui Campus, University of Hawai'i, set in a landscaped area. The sign is a rectangular shape with a circular logo at the top. The text on the sign reads "Palamanui Campus" and "University of Hawai'i". In the background, there is a large tree and a paved area.




HOW TO APPLY

PROGRAMS OF STUDY

PAYING FOR COLLEGE

SERVICES FOR STUDENTS

CONTINUING EDUCATION



Your Future Starts Here

- You may apply online - Visit our website:
<http://hawaii.hawaii.edu/>
- Click on "How To Apply"



Hawai'i Community College Day!

May I help you?



Aloha! I'm a chatbot here to answer your questions

How to Apply

- Select your student type



Freshman/First time to College

First time taking courses at a college or university? Begin your higher-education at Hawai'i CC.



Returning Student to Hawai'i CC

Attended Hawai'i CC before? If it has been more than two semesters since you have taken a class at Hawai'i CC, you will need to reapply.



Transfer Student - (Within the Univ. of Hawai'i System)

You are currently a student at one of the other campuses within the University of Hawai'i system and want to become a Hawai'i CC student.



Transfer Student (from outside of the Univ. of Hawai'i System)

You have taken classes at another college or university and now want to become a Hawai'i CC student.



International Student (F1 Visa required)

Hawai'i Community College welcomes students from around the world!



High School Students (Early Admit)

Hawai'i Community College welcomes students from around the world!

Step 1: Submit an Online Application

1

Apply Online

It's easy to apply to Hawai'i CC using our online application. If you have questions, please email us at welcomeu@hawaii.edu or call (808) 934-2800. We're here to help.

Application Deadlines: Application Deadline for Fall Semester is August 10. Application Deadline for Spring is December 14.

APPLY NOW

What's next?

- **Apply for Financial Aid.** You can apply for financial aid even before you have been accepted to Hawai'i CC.
- **Receive Your Acceptance Email.** You will be notified by email of your acceptance into the college.
- **Check Your Residency Status.** This will help determine what tuition rate you pay.
- **Complete the Following Enrollment Steps.**

Create an Account

UNIVERSITY of HAWAII™

Welcome to University of Hawai'i Community Colleges

Thank you for your interest in the University of Hawai'i. University of Hawai'i Community Colleges use the Centralized Application System (CAS) for **undergraduate** enrollment, however, the applications are submitted to and processed by each individual campus.

You can access your application and change your answers prior to submission by using your login credentials from any computer with internet access. **Upon submission, your application answers cannot be changed or updated.**

For the optimum experience, the most current version of Mozilla

Sign in with your username and password below. First time here? Select Create an Account to get started.

Username

Password

Sign In

Create an Account

[Forgot your username or password?](#)

Online Application Helpful Tips



Sections with *asterisks will need to be completed.



My Application Tab - All four quads (Personal Information, Academic History, Supporting Information, Program Materials) will need to state sections completed with a full green circle and check mark indicator



- **Add Program Tab:** Make sure to select the appropriate program and term
- **Submit Application Tab:** Click submit
- **Check Status Tab:** Application Status should say complete



Application Assistance

- Application Tuesday Workshop
Register for an application workshop by using the following link:


ZOOM LINK: <https://bit.ly/2HwXOjs>

- Email: applyhawaiicommunitycolleges@liaisoncas.com
- Call 617-729-2913
- Live chat via the Help Center (available Monday through Friday, 9 a.m. - 5 p.m. EST or 3 a.m. - 11 a.m. HST).
- Contact Paepae Haumāna at 808-934-2710




Congratulations! Acceptance Email

After you have submitted your application, please allow 3-7 days for processing.



Welina & Congratulations
You've Been Accepted!



UNIVERSITY of HAWAII
HAWAII
COMMUNITY COLLEGE

Aloha test!

Congratulations and welcome to Hawai'i Community College! We are pleased to inform you of your acceptance to Hawai'i CC for the Spring 2023 semester. Listed below is your UH ID number, residency classification, and your declared major:

Your UH ID Number:	<input type="text"/>
Your Residency Classification:	Resident
Your Major:	Applied Trades - Associate in Applied Science

We are excited to have you join our kauhale and we are here to help you succeed in your academic journey with us. Now that you have been accepted, please view all of the enrollment steps, visit our [How to Apply](#) page, click on your student type, and check out the what's next steps. Additionally, we encourage you to learn more about your enrollment steps at a [Welcome Wednesday Virtual](#)

1 Apply Online
To apply online, visit [Apply Online](#) or visit the application. If you have questions, please email us at admission@myuh.edu or call (248) 864-2889.
Visit [Apply Online](#)
Application Deadline: Application deadline for Fall Semester is August 15. Application Deadline for Spring is December 15.

What's next?

- **Apply for Financial Aid:** You can apply for financial aid even before you have been accepted to myUH.
- **Receive Your Acceptance Email:** You will be notified when it's time to accept your offer.
- **Check Your [Required Items:](#)** This will help determine what to bring when you get.
- **Complete the Following [Checklist Items:](#)**

2 Apply for Financial Aid
Before paying for tuition and fees, identify completing the Free Application for Federal Student Aid (FAFSA) to see what financial aid is available to you.
[Apply for Financial Aid](#)
Contact with our [Financial Aid Office](#) for more resources.

3 Set Up Your UH Username
After you have been assigned your myUH security number and ID number to create your username.
• **Check your username and email and set up your myUH email regularly.** Important information will be sent to the email.
[Set up your myUH username](#)

4 Check your information in MYUH Services
MyUH Services contains your student profile. Please check the Student Services menu, including "myUH profile".
[Check Services](#)

5 Submit Health Clearances
You must submit health clearances before you can attend classes. Submit your health clearance documents to the International & Student Affairs Office as soon as possible.
[Submit Health Clearances](#)

6 Identify English and Math Placements
myUH will use a variety of steps to check your skills in English and math so you can take the courses that are right for you. See more here.

Check Out Your Next Steps

Visit : [How To Apply](#).

Click on your student type and scroll down to see your next steps

Step 2: Apply for Financial Aid

STEP 2. APPLY FOR FINANCIAL AID (IF NEEDED)

Complete the [Free Application for Federal Student Aid \(FAFSA\)](#) Online

- [Financial Aid](#)

If you need assistance with completing your FAFSA application on-line, please contact our Financial Aid Office at (808) 934-2712 to schedule an appointment with a peer mentor. Priority deadline for Financial Aid every year is **March 1st** (Fall) and **October 1st** (Spring). File prior to this date to qualify for the greatest amount of assistance, as some funds are limited.

[Information Center](#)

[Planning to Transfer?](#)

[Transfer Partnerships](#)

[Model Home Project](#)

FAFSA.GOV

The screenshot shows the FAFSA.gov website homepage. At the top, there is a navigation bar with the following links: [FAFSA® Form](#), [Loans and Grants](#), [Loan Repayment](#), [Loan Forgiveness](#), [Log In](#), and [Create Account](#). The main heading is "Apply for Aid Using the FAFSA Form". Below this heading is a prominent "Apply Now" button and a link to "Learn About Applying for Aid". To the right, under the heading "POPULAR TOPICS", there are several links: [Learn About Public Service Loan Forgiveness >](#), [Learn About Student Loan Debt Relief >](#), [Prepare for Loan Payments to Restart >](#), [Compare School Aid Offers >](#), and [Complete a Master Promissory Note \(MPN\) >](#). At the bottom of the page, there are four tabs: "Considering School", "In School", "Parent", and "In Repayment". The "In School" tab is currently selected. The background of the website features an illustration of diverse students in graduation gowns.

Considering School

In School

Parent

In Repayment



UNIVERSITY OF HAWAII
HEALTH CLEARANCE FORM

Name: _____
 Address: _____
 Phone: _____
 Email: _____

Medical History

Do you have any of the following conditions? (Check one)

<input type="checkbox"/> No	<input type="checkbox"/> Yes
-----------------------------	------------------------------

Vaccination History

Have you received the following vaccinations? (Check one)

<input type="checkbox"/> No	<input type="checkbox"/> Yes
-----------------------------	------------------------------

Step 3: Submit Health Clearances

1. TB Clearance (Tuberculosis) – HAR 11-164.2
 - On or after the 16th birthday (completed in State of Hawaii) or within 12 months of attending
 - Negative Risk Screen
 - Negative TB Test (TB skin test, T-Spot or Quantiferon Gold In-Tube)
 - Positive TB Test and Negative Chest X-ray

2. MMR (Measles, Mumps, Rubella) – Two doses of the Measles vaccination are required

3. TDAP (Tetanus, Diphtheria, and Acellular Pertussis)
4. Varicella – Two doses

5. Upload all required health clearance documents to **Med+Proctor** (select Hawaii Community College)

• More Info visit: <https://hawaii.hawaii.edu/health-clearances>

Step 4: Self-Placement Based on Qualifiers

You may inquire with the **Hale Kea Testing Center** or the **Counseling Office**



IDENTIFY ENGLISH AND MATH PLACEMENTS

Most courses at Hawai'i Community College will require either a Math or an English placement. Hawai'i Community College accepts multiple measures for identifying a student's English and Math placement.

Currently, the following assessments and measures are accepted for placement into English and/or Math courses:

ACCUPLACER, SAT, ACT, Smarter Balanced, HiSet, GED, High School Diploma (cumulative high school GPA, completion of Algebra I and/or Algebra II).

For more information about accepted placement measures, please visit: <http://hawaii.hawaii.edu/deved>

PLACEMENT TESTING

Students may schedule an Accuplacer Test to help determine what classes they are eligible to take.

If English is not your primary language (i.e., the first language you learned), you may want to take the English as a Second Language (ESL) version of the placement test. This is designed with the non-native speaker in mind and will provide the most accurate placement.

Questions about placement testing or to schedule a placement test call **Hale Kea Advancement and Testing Center** at (808) 934-2540 (Hilo) or call (808) 969-8830 (**Pālanui**).

Step 5: Attend a Mandatory Orientation

- Call to schedule an orientation
 - Hilo 808-934-2720
 - Pālanuanui 808-969-8816



Step 6: Get Advised & Register!



HawaiiCC Counselors & Advisors

YOUR GUIDED PATHWAY TO GRADUATION

ADVISING | REGISTRATION | CAREER

STAR GPS Registration

The screenshot displays the STAR GPS Registration interface for a student. The top navigation bar includes "Academic Essentials", "GPS Registration", "What if Journey", "Transcripts", and "Scholarships". The main content area shows the "GPS Registration Default Pathway" for the student's current academic year, "AY 2017 - 2018". The interface is organized into a grid of semester cards for "Fall 2017", "Spring 2018", and "Summer 2018". Each card contains an "Academic Events" section and a "Credits 0" indicator. A "Register - Add/Drop Classes" button is visible on each card. Below the 2017-2018 section, the "AY 2018 - 2019" section is partially visible, with a "Register - Add/Drop Classes" button circled in red. The right sidebar contains a "Pathway Narrative" section, a "Credits in Plan" summary (GPA: 3.15, Credits in Plan: 94.00), and a "Sandbox" section for managing requirements. A red circle highlights the "Hawaii CC Undergraduate ND/UNCL (Primary) Fall 2017" dropdown menu in the top right corner.



[Advisor](#) · [Academic Logic DB](#) · [Giving Tree](#) · [Scholarships](#) · [Beta Advisor](#) · [Reg Test Advisor](#) · [Beta Executive Console](#) · [Resources](#)

For Help about STAR, visit the [help site](#).
University of Hawaii at Manoa Innovation

© 2018 STAR

Important Registration Dates

Registration Starts

- Fall in August
- Spring & Summer in April

Registration Timetable:

<https://www.hawaii.edu/myuhinfo/uh-community-colleges/>

For more registration information, visit:
<http://hawaii.hawaii.edu/admissions/registration>



Step 7: Pay Tuition & Fees or Payment Plan Options

Tuition Payment Plan Info

PAY YOUR TUITION & FEES

You can pay your tuition and fees in the following ways:

- Online through your My UH Portal: Pay by MasterCard, VISA, or any credit card accepted by the Discover Network (Discover, Diners, and JCB) pinless debit card or web check (checking or savings account).
- Mail: Make checks payable to "HawCC" and mail to:

Hawaii Community College Business Office
1175 Manono Street, Hilo, HI 96720
- Mail payments must be RECEIVED by the appropriate payment deadline. You should allow a minimum of 5 days for delivery prior to the deadline. Do not use Campus Mail. To ensure proper crediting to your account, write your UH number on the bottom left corner of the check
- In Person: Pay by cash, check, money order, or cashier's check at any campus cashier's office.
- Parents and Other Authorized Users: If you have been set up as an Authorized User, you may log-on to the Authorized User site at: https://epay.hawaii.edu/C24372_tsa/web/login.jsp with your email address and password provided to you.
- You can also enroll in one of the payment plans, offered through the Business Office. Details about the payment plan are available in your MyUH portal, or you may speak to the Business Office directly. Please note the payment plan is not available during the summer terms.
- If you filled out the FAFSA, be sure to check the Financial Aid link in your MyUH Portal to review your "Award by Aid Year" tab. This tab will display your Financial Aid package and/or indicate any additional documentation you may need to submit to the Financial Aid Office.
- If you receive a Financial Aid package, some or all of your Tuition & Fees may automatically be paid to the Business Office. If you have difficulty viewing your award, or have questions concerning your award, contact the Financial Aid Office at (808) 934-2712.

Attend Class and Succeed!



Important Deadlines

Application	Fall – Deadline Aug 1st	Spring – Deadline December 15th
Health Clearance	Fall – Due ASAP	Spring – Due ASAP
First day of Instruction	Fall - August (See Academic Calendar)	Spring – January (See Academic Calendar)



Mahalo!

Any Questions?

Contact Admissions & Records Office

Email: hawccar@hawaii.edu

Phone: 808-934-2710 (Hilo) or 808-969-8816 Pālanuanui