

## Access and Success: Planning, Tracking and Innovating



Hawai'i Community College

John Morton  
Vice President for Community Colleges

Spring 2011



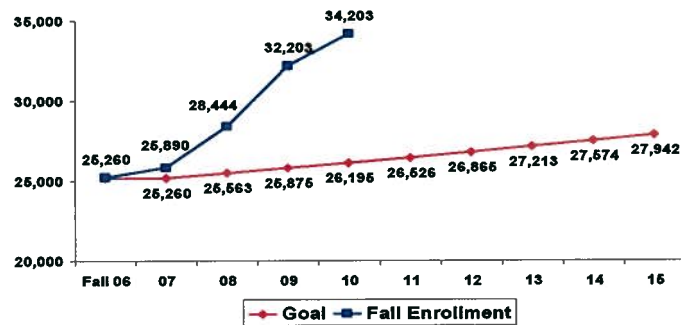
ENROLLMENT



2



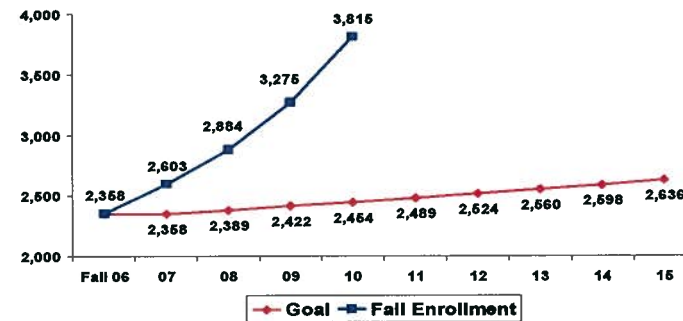
## UHCC Fall Enrollment



3



## HawCC Fall Enrollment



4



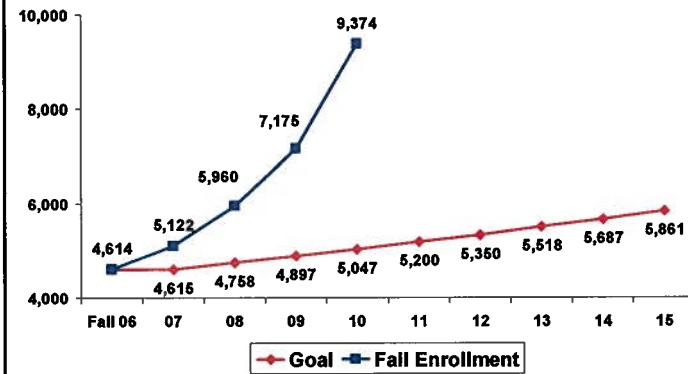
### UHCC Fall 2010 Enrollment

Campus	# Over Goal	% Over Goal
LeeCC	1,982	33.3%
KapCC	1,758	23.3%
MauC	1,412	47.8%
<b>HawCC</b>	<b>1,361</b>	<b>55.5%</b>
WinCC	775	41.9%
HonCC	455	10.7%
KauCC	265	22.8%

5



### UHCC Native Hawaiian Enrollment



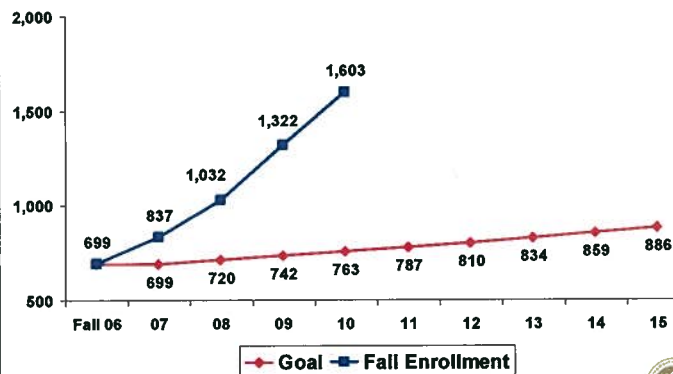
UHCC Native Hawaiian enrollment 27.4%

70% of all Native Hawaiians in UH System are enrolled at the Community Colleges

6



### HawCC Native Hawaiian Enrollment



7



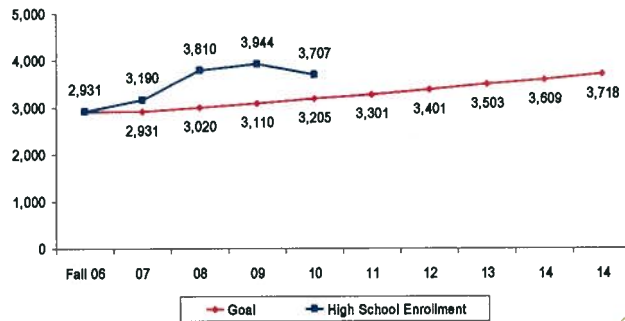
### UHCC Fall 2010 Native Hawaiian Enrollment

Campus	# Over Goal	% Over Goal
LeeCC	1,102	113.3%
<b>HawCC</b>	<b>840</b>	<b>110.1%</b>
KapCC	664	72.3%
MauC	661	90.9%
WinCC	479	78.3%
HonCC	416	51.6%
KauCC	165	66.5%

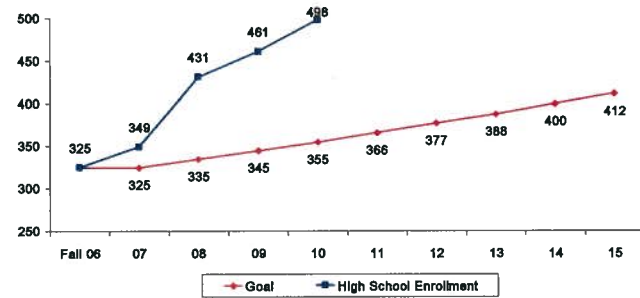
8



### UHCC High School Enrollment



### HawCC High School Enrollment



### UHCC Fall 2010 High School Enrollment

Campus	# Over Goal	% Over Goal
HawCC	143	40%
LeeCC	114	13%
KapCC	72	9%
WinCC	48	20%
MauC	45	43%
HonCC	27	6%
KauCC	<23>	<12%>



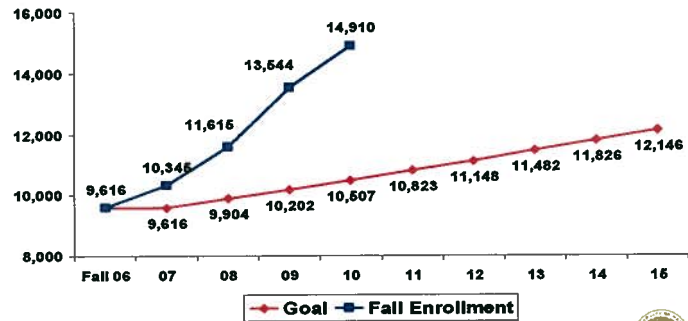
### UNDERSERVED REGIONS



As identified in the UH Second Decade Project, the UH Community Colleges place special emphasis on regions of the state that have been underserved by postsecondary education and/or training. These regions are: Waianae, Ewa, and North Shore (Oahu), West Hawai'i and East Hawai'i (Hawai'i), and Maui County.



## UHCC Fall Enrollment: Students from Underserved Regions



13 Underserved Regions are Waianae/ Ewa/ West Hawai'i/ Maui County/ North Shore Oahu/ East Hawai'i



## UHCC Enrollment Initiatives

- Targeting Near-Degree Returning Students
- Dual Enrollment Programs
- Distance Delivery
- Build-out of West Hawai'i and Waianae

14



## Performance Funding Measures



15



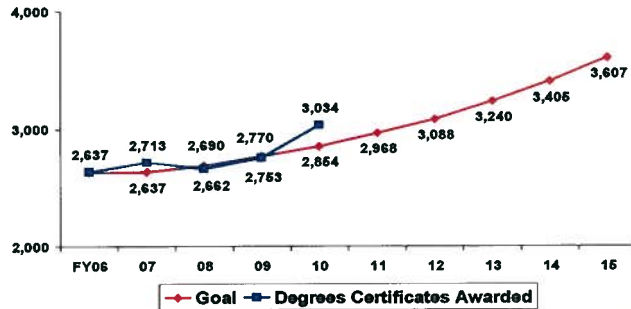
## Performance Funding Measures

- Degrees and Certificates Achievement
- Native Hawaiian Degrees and Certificates Achievement
- STEM Degrees and Certificates Achievement
- Pell Recipients
- Transfers to UH 4-yr Institutions

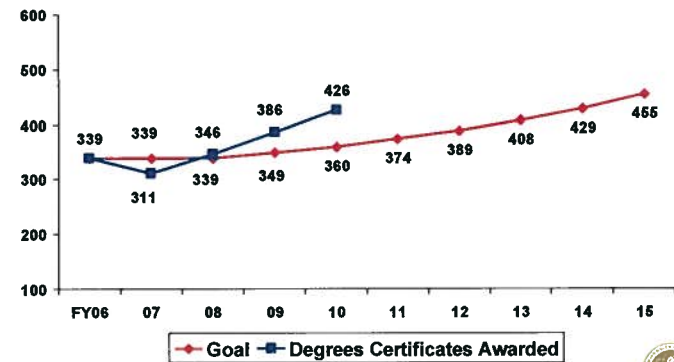
16



### UHCC Performance: All Students Degrees and Certificates Achievement



### HawCC Performance: All Students Degrees and Certificates Achievement

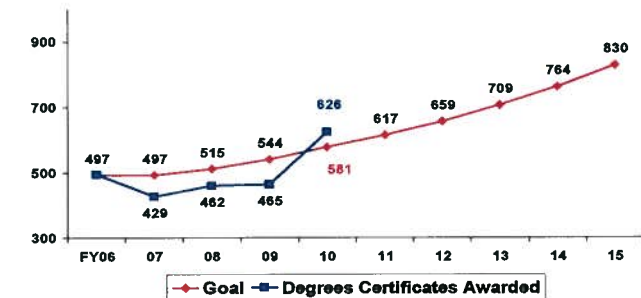


### UHCC Degrees and Certificates Achievement

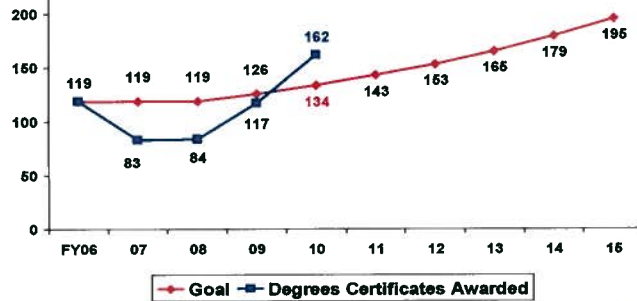
Campus	# Over Goal	% Over Goal
KapCC	83	11.9%
HawCC	66	18.3%
KauCC	37	29.6%
LeeCC	26	4.5%
MauC	23	5.9%
WinCC	5	3.4%
HonCC	<60>	<11.0%>



### UHCC Performance: Native Hawaiian Degrees and Certificates Achievement



### HawCC Performance: Native Hawaiian Degrees and Certificates Achievement



21



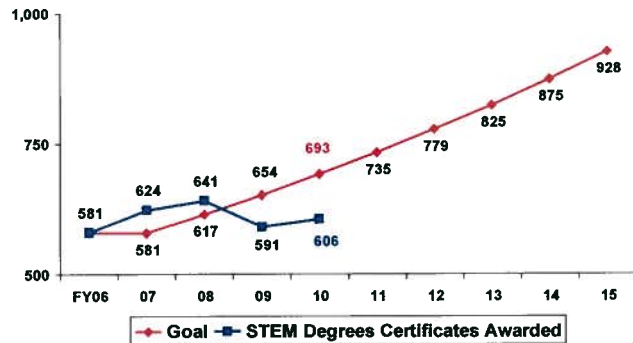
### UHCC Performance: Native Hawaiian Degrees and Certificates Achievement

Campus	# Over Goal	% Over Goal
MauC	29	40.8%
HawCC	28	20.9%
LeeCC	8	8.0%
WinCC	7	14.0%
KapCC	6	8.3%
KauCC	<8>	<29.6%>
HonCC	<25>	<19.7%>

22 2009-2010



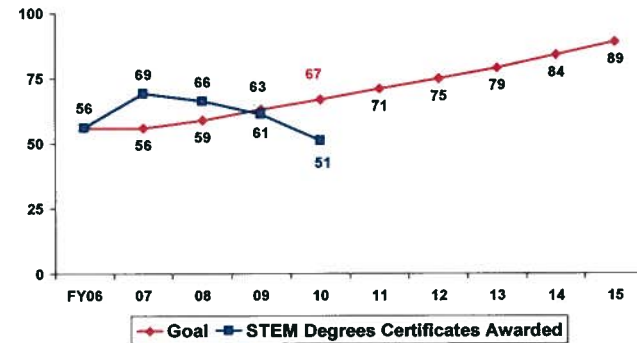
### UHCC Performance: STEM Degrees and Certificates Achievement



23



### HawCC Performance: STEM Degrees and Certificates Achievement



24



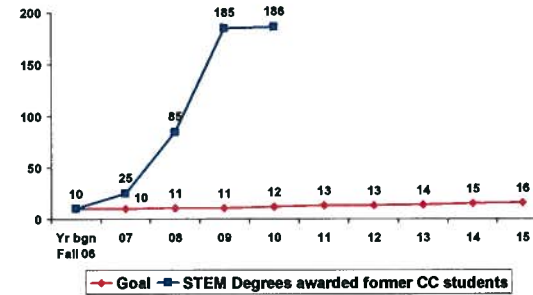
### UHCC Performance: STEM Degrees and Certificates Achievement

Campus	# Over Goal	% Over Goal
MauC	10	8.5%
KauCC	6	14.0%
WinCC	3	300.0%
LeeCC	2	100.0%
HawCC	<16>	<23.9%>
HonCC	<34>	<16.1%>
KapCC	<58>	<23.0%>

25 2009-2010



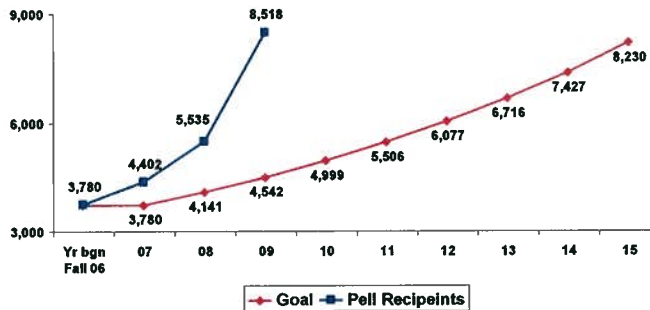
### Degrees Awarded in STEM at UHM, UHH, UHWO to Former CC Students



26 2009-2010



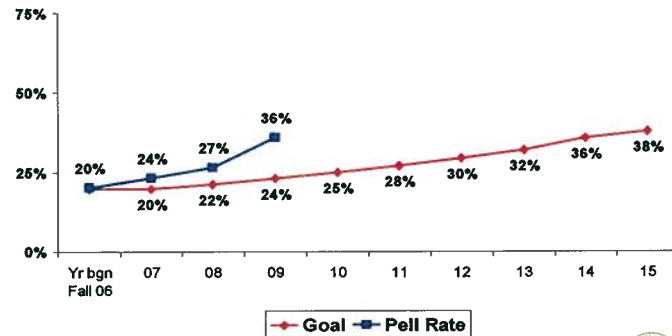
### UHCC Performance: Pell Recipients



27 Dollar values increased from \$8,288,315 in 2006 to \$26,572,331 in 2009



### UHCC Pell Participation Rate: All Students

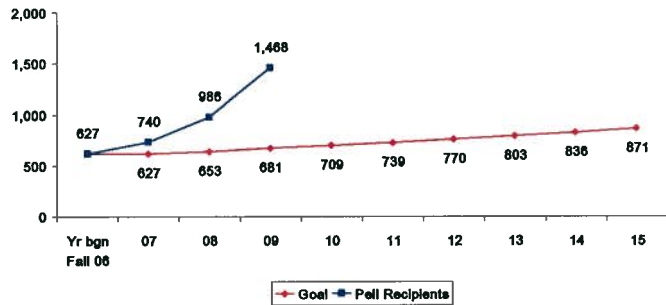


28





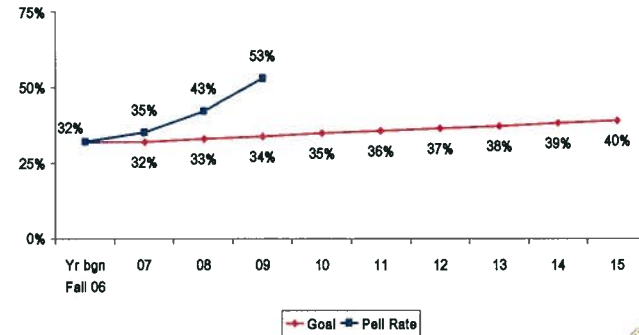
### HawCC Performance: Pell Recipients



29 Dollar values increased from \$1,479,062 in 2006 to \$5,045,259 in 2009



### HawCC Pell Participation Rate: All Students



30



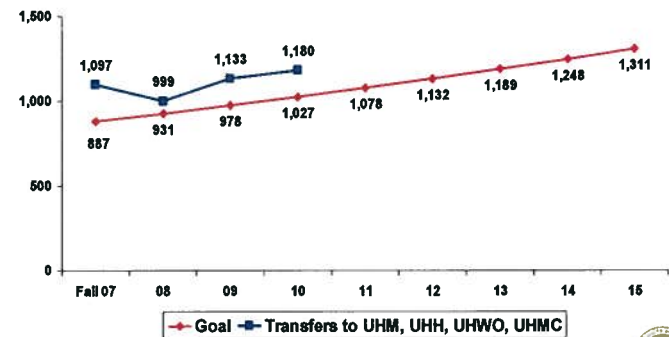
### UHCC Pell Recipients 2009-2010

Campus	# Over Goal	% Over Goal
MauC	1,092	159.2%
<b>HawCC</b>	<b>787</b>	<b>115.6%</b>
LeeCC	689	74.2%
KapCC	526	56.9%
WinCC	515	110.0%
KauCC	192	85.7%
HonCC	175	27.8%

31 2009-2010



### UHCC Performance: Transfers to UH 4-yr Institution

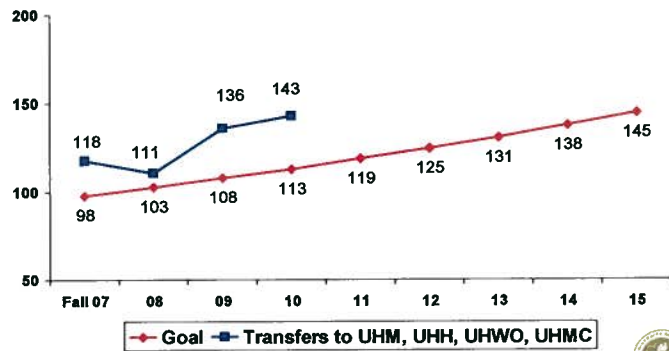


32





### HawCC Performance: Transfers to UH 4-yr Institution



33



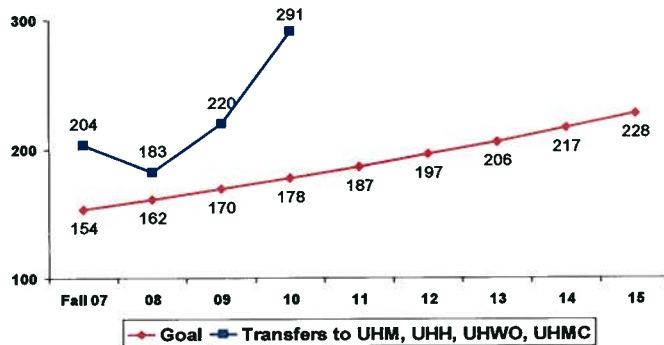
### UHCC Fall 2010 Transfers to UHM, UHH, UHWO, UHMC

Campus	# Over Goal	% Over Goal
KapCC	92	31.1%
LeeCC	59	21.1%
HonCC	48	38.7%
WinCC	34	38.6%
<b>HawCC</b>	<b>30</b>	<b>26.5%</b>
KauCC	7	25.0%
MauC	0	0.0%

34



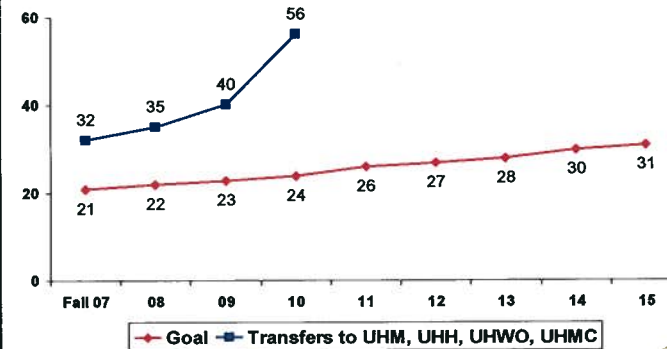
### UHCC Performance: Transfers to UH 4-yr Institution Native Hawaiians



35



### HawCC Performance: Transfers to UH 4-yr Institution Native Hawaiians



36



### UHCC Fall 2010 Transfers to UHM, UHH, UHWO, UHMC: Native Hawaiian

Campus	# Over Goal	% Over Goal
HawCC	32	133.3%
KapCC	30	107.1%
WinCC	28	116.7%
LeeCC	22	37.3%
HonCC	14	93.3%
MauC	13	52.0%
KauCC	6	300.0%



### UHCC Performance Initiatives

- Achieving the Dream
- Complete College America
- Financial Aid
- Policy Review

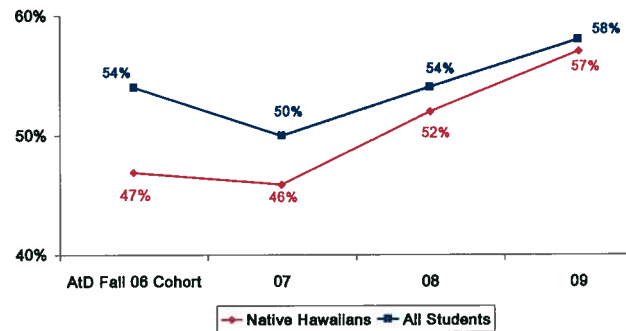


### MOMENTUM MEASURES

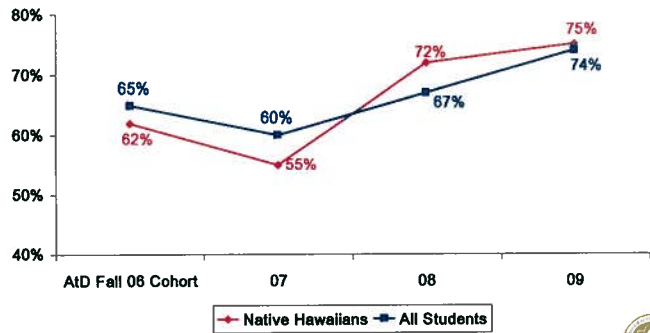
Get Ready for College



### UHCC Remedial/Developmental Math Success



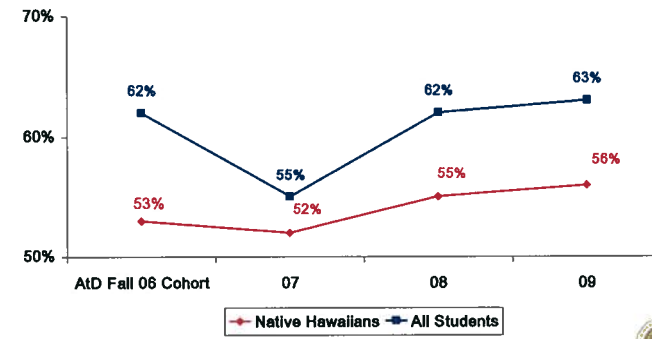
### HawCC Remedial/Developmental Math Success



41



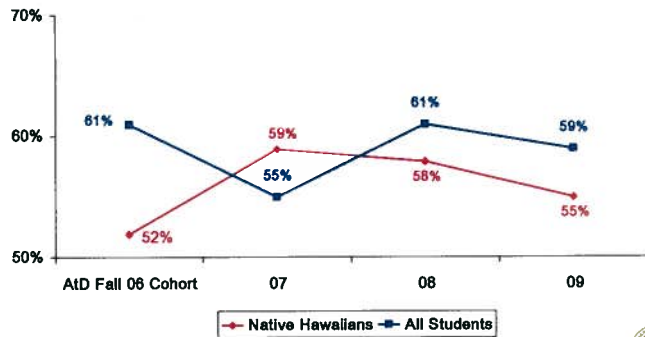
### UHCC Remedial/Developmental Writing Success



42



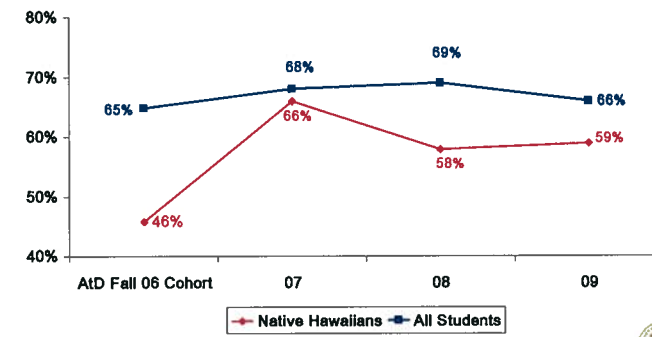
### HawCC Remedial/Developmental Writing Success



43



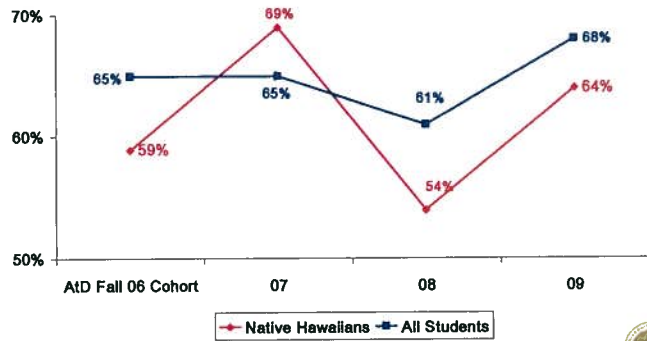
### UHCC Remedial/Developmental Reading Success



44



### HawCC Remedial/Developmental Reading Success



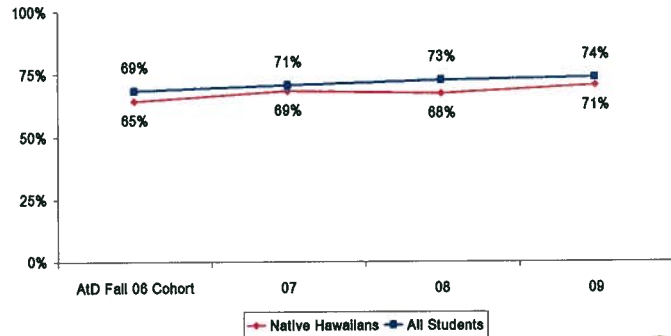
45

### UHCC Remedial/Developmental Success

	Math		Writing		Reading	
	All	NH	All	NH	All	NH
HawCC	74%	75%	59%	55%	68%	64%
HonCC	45%	35%	50%	50%	n/a	n/a
KapCC	56%	44%	70%	58%	65%	58%
KauCC	61%	38%	64%	44%	65%	53%
LeeCC	56%	46%	62%	58%	68%	60%
MauC	64%	65%	71%	64%	59%	44%
WinCC	63%	67%	65%	60%	48%	33%

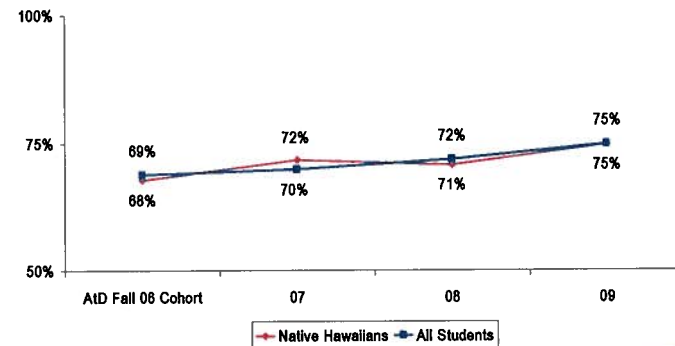
46 AID Fall 09 Cohort

### UHCC Persistence (Fall to Spring)



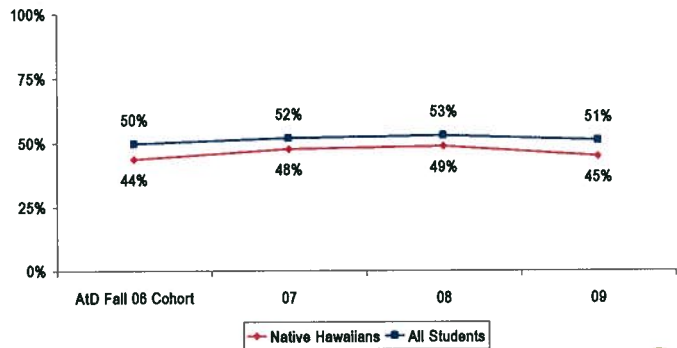
47

### HawCC Persistence (Fall to Spring)



48

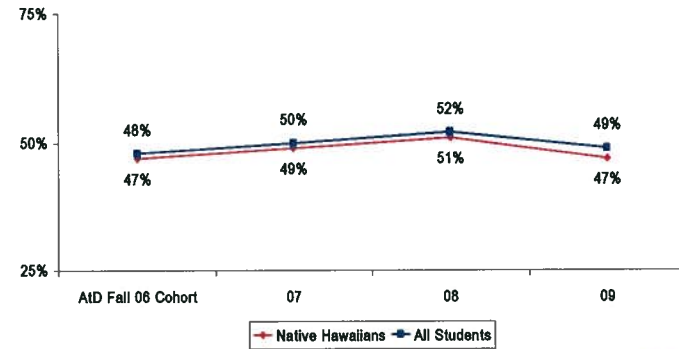
### UHCC Persistence (Fall to Fall)



49



### HawCC Persistence (Fall to Fall)



50



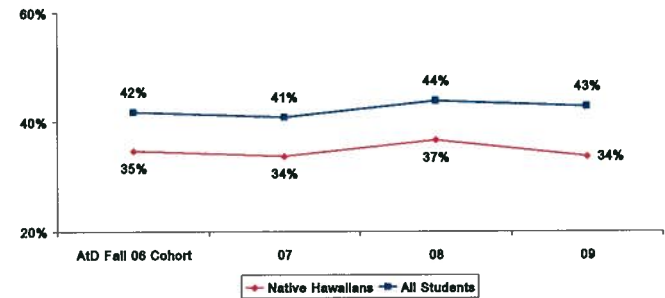
### UHCC Persistence

	Fall to Spring <sup>1</sup>		Fall to Fall <sup>2</sup>	
	All	NH	All	NH
HawCC	75%	75%	47%	47%
HonCC	69%	64%	43%	36%
KapCC	76%	73%	53%	40%
KauCC	74%	63%	53%	42%
LeeCC	75%	68%	55%	46%
MauC	75%	73%	53%	51%
WinCC	72%	75%	47%	51%

51 <sup>1</sup>AID Fall 09 Cohort <sup>2</sup>AID Fall 08 Cohort



### UHCC First Year Success: Full-Time

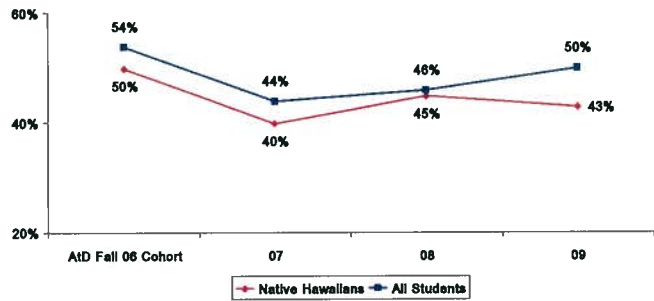


52

AID Cohort Full-Time in Fall who complete 20 Credits in first year with a GPA at least 2.0



### HawCC First Year Success: Full-Time



AID Cohort Full-Time in Fall who complete 20 Credits in first year with a GPA at least 2.0

53



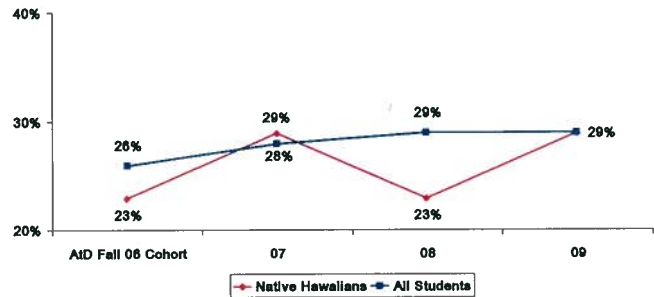
### UHCC First Year Success: Full-Time

	# over goal		% over goal	
	All	NH	All	NH
HawCC	43	38	18.9%	49.4%
HonCC	<13>	0	<5.4%>	0.0%
KapCC	65	10	20.3%	28.6%
KauCC	40	8	48.2%	66.7%
LeeCC	111	20	33.0%	39.2%
MauC	94	21	72.9%	70.0%
WinCC	13	10	13.0%	35.7%

54 AID Fall 09 Cohort



### UHCC First Year Success: Part-Time

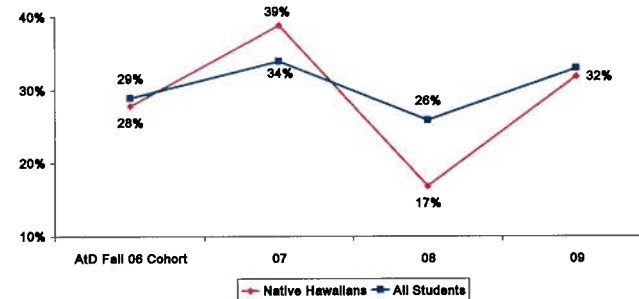


AID Cohort Part-Time in Fall who complete 12 Credits in first year with a GPA at least 2.0

55



### HawCC First Year Success: Part-Time



AID Cohort Part-Time in Fall who complete 12 Credits in first year with a GPA at least 2.0

56



### UHCC First Year Success: Part-Time

	# Over Goal		% Over Goal	
	All	NH	All	NH
HawCC	32	24	33.3%	82.8%
HonCC	<23>	<2>	<18.9%>	<8.7%>
KapCC	77	18	50.0%	75.0%
KauCC	7	<1>	26.9%	<25.0%>
LeeCC	5	1	2.4%	2.9%
MauC	85	22	163.5%	200.0%
WinCC	21	22	40.4%	169.2%

57 AtD Fall 09 Cohort



### UHCC First Year Success

	Full-Time		Part-Time	
	All	NH	All	NH
HawCC	50%	43%	33%	32%
HonCC	38%	29%	22%	21%
KapCC	44%	30%	27%	29%
KauCC	50%	29%	26%	18%
LeeCC	42%	31%	32%	28%
MauC	42%	35%	33%	32%
WinCC	34%	30%	28%	33%

58 AtD Fall 2009 Cohort



### UHCC Momentum Initiatives

- Remedial Developmental
- First Year Experience
- Gatekeeper Courses

59



FINANCING THE  
COMMUNITY  
COLLEGES



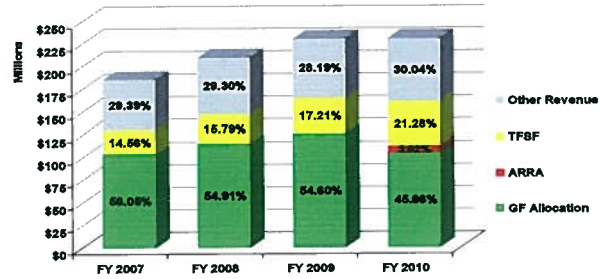
60





## UHCC Revenues: All Sources

Operating Revenue FY 2007 - FY 2010



(\$ Millions)	FY 2007	FY 2008	FY 2009	FY 2010
GF Allocation	\$102.93	\$115.08	\$125.78	\$105.25
ARRA				\$6.96
TFSF	\$29.99	\$33.08	\$33.64	\$46.05
Other Revenue	\$54.51	\$61.39	\$64.93	\$89.24
<b>Total</b>	<b>\$185.44</b>	<b>\$209.53</b>	<b>\$230.34</b>	<b>\$247.50</b>



## UHCC Budget Development: FY 2012

- ARRA Funds \$6.96M
- Salary Restorations \$6.94M
- Tuition Increase \$8.14M
- Legislative Updates \$ ?

62



★ Challenging Times...  
Promising Future



University of Hawai'i  
Community Colleges  
Success is What Counts

63

